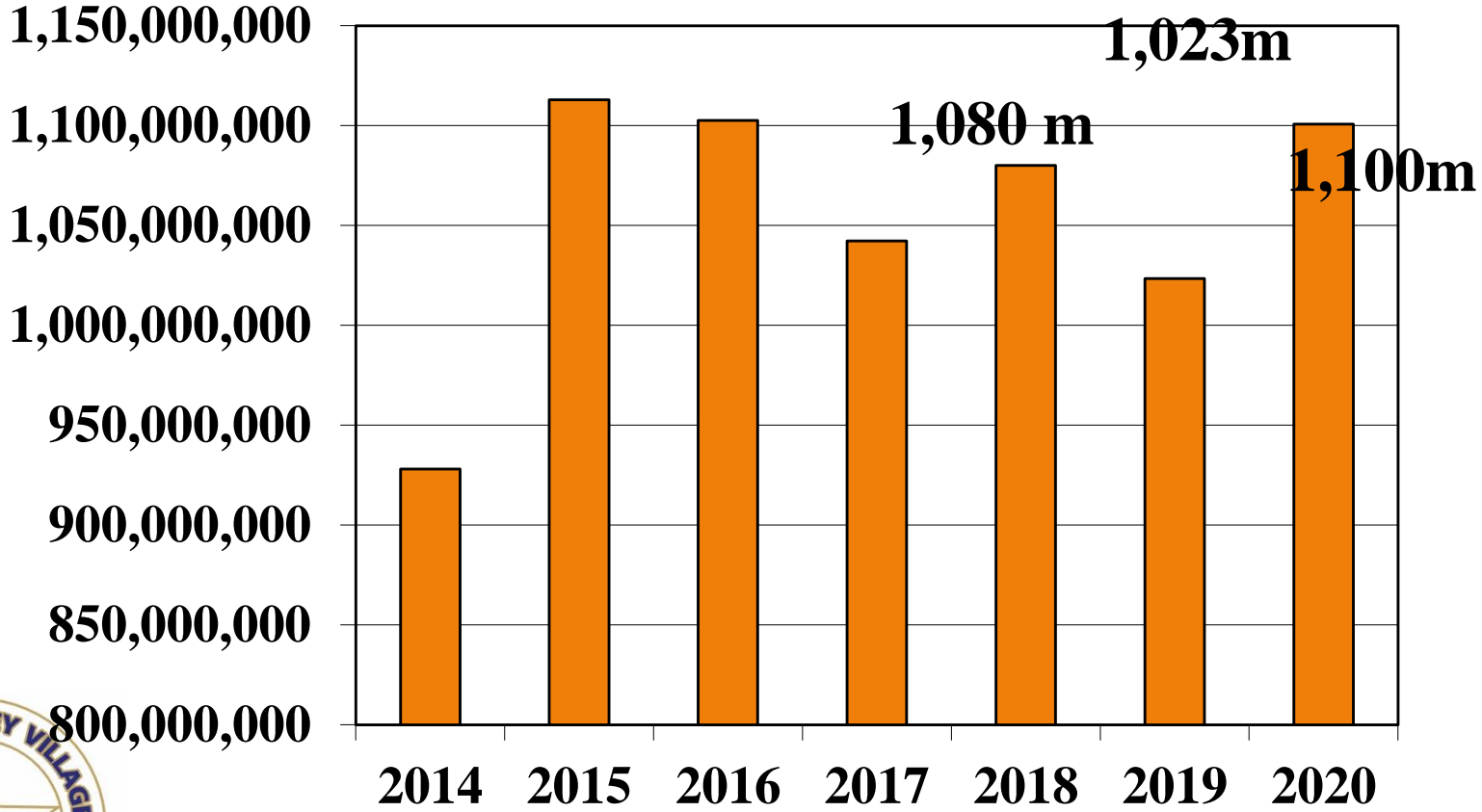


City of Jersey Village
Property Tax Rate
Fiscal Year 2020-2021



Property Values



Historical Assessed Valuation

2014	928.0
2015	1,113.0
2016	1,103.0
2017	1,042.0
2018	1,080.0
2019	1,023.0
2020	1,100.0



Tax Rates

■ Current	0.74250
■ No New Revenue	0.689616
■ Voter-Approval	0.723466
■ Proposed	0.723466




No New Revenue Rate

The no-new-revenue tax rate generally equal to the last year's taxes divided by the current taxable value of properties that were also on the tax roll the previous year.



Voter-Approval Tax Rate

The voter-approval tax rate provides cities and counties with about the same amount of tax revenue it spent the previous year for day-to-day operations plus an extra three and a half percent for operations and sufficient funds to pay debts in the coming year.



Property Tax Rate (per \$100)

	2019-2020	2020-2021	Difference
Debt Service	0.136379	0.132072	-.004307
Operations &			
Maintenance	0.606121	0.591394	-.014727
TOTAL	0.74250	0.723466	-.019034



Property Tax Revenue

	2019-2020	2020-2021	Difference
Debt Service	1.395 m	1.453 m	0.058m
Operations & Maintenance	6.305 m	6.509m	0.204m
TOTAL	7.700m	7.962m	0.262m



Definitions

- Operations & Maintenance Rate:
Salaries, Supplies, Day to Day Operations
- Debt Service:
Interest and Principal on bonds and other debt secured by Property Tax

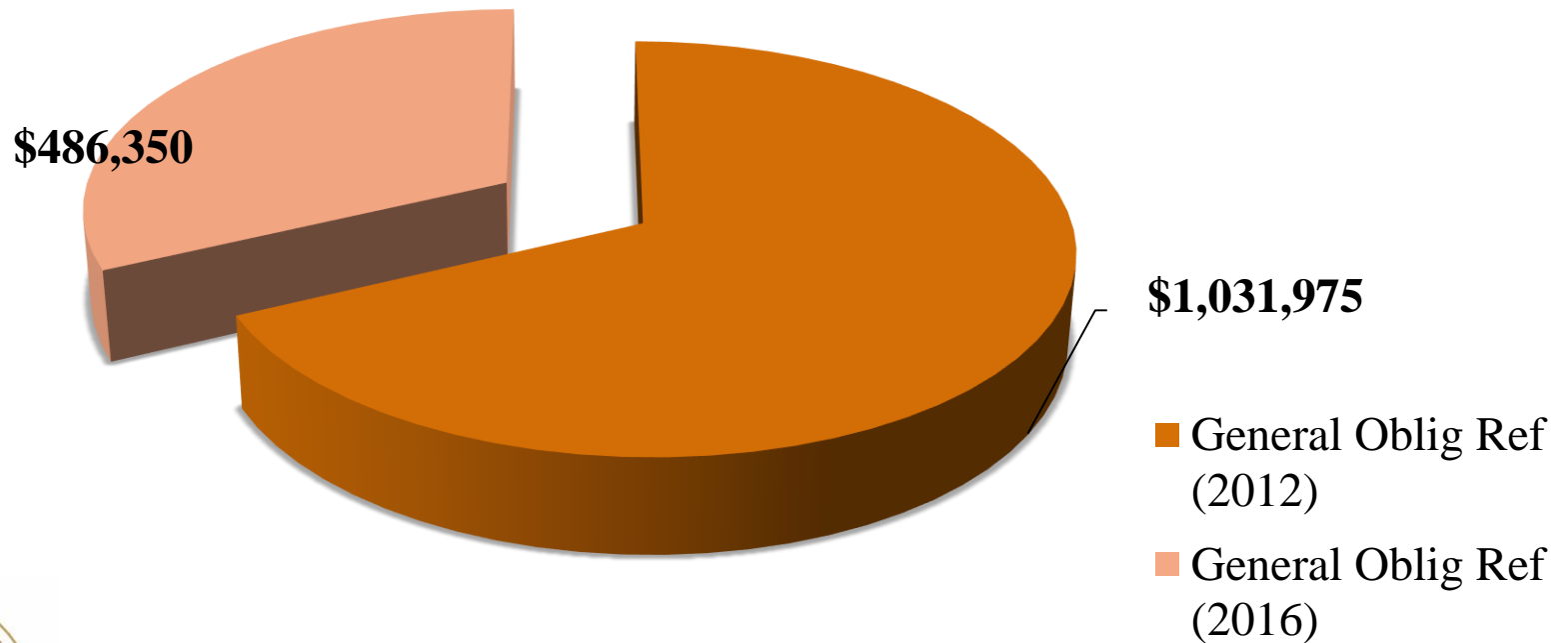


Historical Tax Rate

2013	.74250
2014	.74250
2015	.74250
2016	.74250
2017	.74250
2018	.74250
2019	.74250
2020	.723466



FY 20-21 Debt Service Payments



TOTAL DEBT SERVICE

